



Shown with
Optional Features

Mobile **Bandstand**


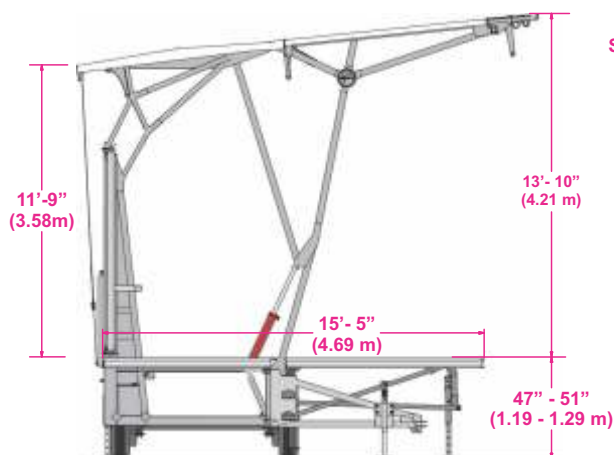
FrontRow 4100 series mobile bandstand stages offer versatile outdoor staging. Simplified, push-button setup, with quiet, non-polluting, electric/hydraulic actuation, provides fast, easy operation. Exceptional maneuverability with reduced tow weight allows these stages to be used in confined, limited-access sites.



FR4100 mobile stages feature a stage design with no front support columns for unmatched sightlines. This configuration offers independent operation of the canopy and stage deck. Additionally with no corner columns to remove, in the event of sudden, severe weather, the roof canopy can be quickly lowered for increased safety and stability. And permits easy installation and adjustment of canopy mounted lighting and sound equipment with a lifting capacity of 5,500 lbs.

FR4100 mobile bandstands are performer-friendly, featuring a roof canopy that extends beyond the stage deck on all four sides providing weather protection for performers and equipment. Canopy is sloped away from the audience side of the stage, directing precipitation run-off to the rear. A sound-absorbing canopy covering enhances sound management.

June 2021



FrontRow 4100

MOBILE BANDSTAND STAGES

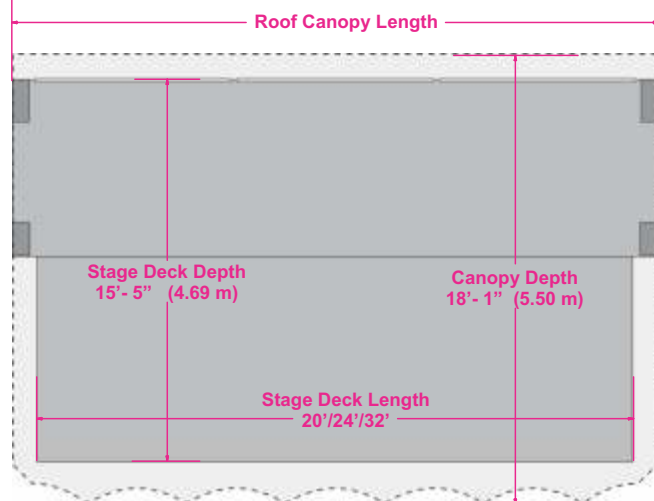
	FR4120	FR4124	FR4132
Deck Length	20'- 0" (6.10m)	24'- 0" (7.32m)	32'- 0" (9.75m)
Deck Depth	15'- 5" (4.70m)	15'- 5" (4.70m)	15'- 5" (4.70m)
Canopy Length	22'- 1" (6.73m)	26'- 1" (7.95m)	34'- 1" (10.39m)



Engineer Certified

Made in USA

Patents: US2978311B1, US10557276B1



FrontRow FR4100 Mobile Bandstand Stage Standard Features

- **Simple Stage Setup** - roof canopy raises and tilts (PATENTED). Push-button, hydraulically-actuated, folding roof canopy and hinged stage deck provide fast, easy setup. Lights and speakers lift into position.
- **Protective Canopy** - full-coverage roof extends beyond the deck perimeter. Canopy trusses and center support are 2" dia. tube for lighting attachment. Aluminum support structure is covered with rugged sound-absorbing vinyl coated polyester fabric.
- **Stage Deck** - weather-resistant folding stage deck lowers to form nominal 16ft (4.70m) deep stage.
- **Guardrails** - removable aluminum guardrails are installed along rear of stage.
- **Heavy-Duty Suspension** - smooth towing with exceptional maneuverability. Electric brakes on all wheels.
- **Towing Coupler** - rugged lunette ring or 2 5/16" ball coupler mounted on fold-away towing hitch.
- **Heavy-Duty Tongue Jack** - crank jack mount on towing tongue
- **Rugged Main Frame** - corrosion-resistant galvanized welded steel main frame.
- **Crank Leveling/Support Jacks** - heavy-duty frame mounted jacks provide stage leveling.
- **Deck Support Truss** - folding deck is supported by welded aluminum leveling truss for accurate expedited set up.
- **Enclosed Mechanical Compartment** - welded aluminum compartment protects system components.
- **Breaker Panel** - 220V 125 amp capacity load center routes electrical power for stage.
- **LED Up-Lights** - frame mounted 120V interior up-lights illuminate the stage roof and stage deck area.
- **Stairs** - aluminum treadplate stair with ADA enclosed risers and handrails attaches to stage deck perimeter.
- **DOT required** - LED signal, marker lights, reflectors, and license light, with 12VDC connector cable.
- **Stage Operation Training** - available by factory representative (optional)

MODEL	STAGE DECK (D x L)	TOW LENGTH	EMPTY WEIGHT
FR4120	15' 5" X 20' (4.70 x 6.10m)	29.2' (8.89m)	7,100lbs (3221kg)
FR4124	15' 5" X 24' (4.70 x 7.32m)	33.2' (10.11m)	7,500lbs (3402kg)
FR4132	15' 5" X 32' (9.75 x 7.32m)	41.2' (12.55m)	9,300lbs (4218kg)