





Century Mobile Stage Specs



Stage Model	Stage Deck Length	Transport Length, Overall with hitch	# of Axles	GVWR (lbs)	Empty Weight Est (lbs)	Payload/Options Est (lbs)	Maximum Tongue Wt (lbs)	Empty Tongue Wt (lbs)
								
MSM2400	24'	29'-5"	2	16000	13445	2555	2361	1940
MSM2800	28'	33'-5"	2	16600	13959	2641	3041	2491
MSM3200	32'	37'-5"	3	23800	15568	8232	3249	2085
MSM3600	36'	41'-5"	3	24100	17098	7002	3538	2464
								
MPP1624	24'	29'	2	16000	7000	9000	2566	1024
MPP2424	24'	29'	2	16000	8000	8000	2566	1170
MPP2432	32'	37'	2	16000	10240	5760	2385	1491
MPP2440	40'	45'	2	16000	11820	4180	2495	1788
								
FR4120	20'	* 29'-6"	1	9700	7875	1825	1733	1402
FR4124	24'	* 33'-6"	1	9500	8652	848	1582	1428
FR4132	32'	* 41'-6"	2	18000	10185	7815	3220	1706
								
FR4524	24'	* 34'-5"	2	18000	14070	3930	2264	1744
FR4532	24'	* 42'-5"	2	18900	15330	3570	3220	2569
FR4540	24'	* 50'-5"	2	19500	17010	2490	3905	3337