



Shown with optional features

# ShowMaster MSMHP

MOBILE SOUNDSHELL STAGE

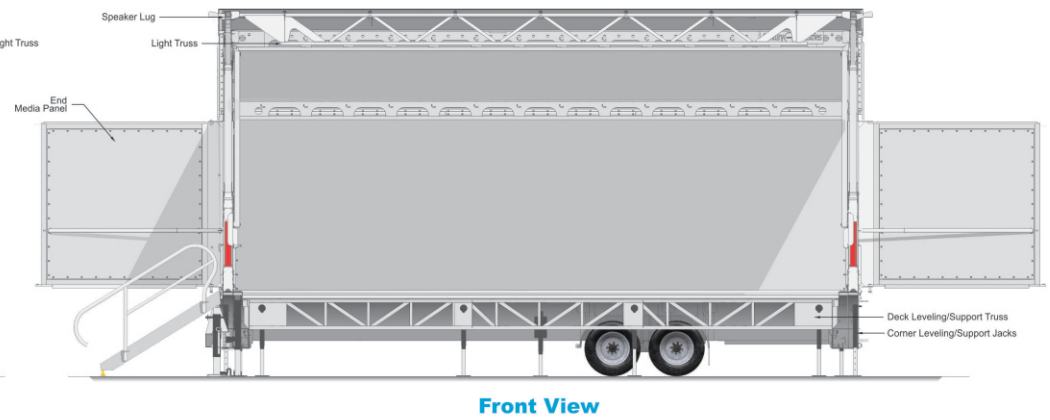
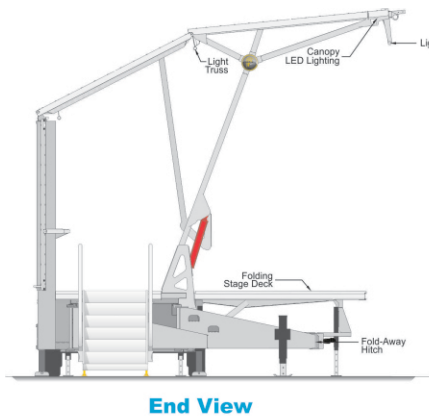
## ShowMaster™ Mobile Stage Features

Whether you are planning a simple dedication, a summer concert series, or something in between, a **ShowMaster** mobile stage will showcase your event with professional features and backdrop, delivering a setting that brings your community events alive.


The ever increasing popularity of outdoor events provides the perfect opportunity to bring people together and connect on a community basis.

A built-in electric/hydraulic system powers the stage canopy and folding stage deck, making stage setup a one-person push-button operation, minimizing the time and labor required to transform an outdoor site for your event.

- **Smooth, Seamless Shell** - rugged, damage-resistant stage enclosure with an attractive professional appearance providing a visual backdrop, weather, protection, sound and lighting control, plus security between events. Acoustically active panels enhance audience experience during outdoor performances. Neutral gray interior color enhances skin tones while reducing glare. Smooth, seamless body panels are ideal for large, highly visible promotional graphics.
- **Weather-Resistant Stage Deck** - sound-dampened marine grade MDO stage deck is finished with a slip-resistant neutral gray surface. Folding front stage deck is linked so as to lower as the canopy raises, permitting fast one-person push-button operation. An automatically extending aluminum leveling/support truss simplifies and expedites deck set up. Corner leveling jacks adjust the stage to adapt to unlevel ground surfaces.
- **Full-Length Stage Canopy** - extends beyond the front edge of the folding stage deck and the stage sides, providing maximum coverage and weather protection for the stage area on the three open sides. Canopy mounted LED lights provide illumination of the stage area. Built in canopy trusses accommodate supplemental theatrical lighting.
- **Safety Features** - **ShowMaster™** stages are fully engineered and certified to meet IBC code requirements for mobile stages. Additionally, numerous operational safety features are incorporated.



ShowMaster  
**MSM<sup>HP</sup>**  
MOBILE SOUNDSHELL STAGE



### MSM<sup>HP</sup> ShowMaster™ Mobile Stage Standard Features

- **Weather-Resistant Structure** – aluminum and galvanized steel frame and support structure.
- **FRP Exterior** – rugged weather-resistant body and canopy panels with neutral gray interior color.
- **Stage Canopy** - opens and raises to provide a covered, elevated sound shell stage.
- **Lighting** – canopy-mounted LED lighting provides stage area illumination of .
- **Canopy Mounted Equipment Trusses** - multiple integrated trusses accommodate professional theatrical lighting.
- **Folding Front Stage Deck** – marine grade MDO decking with a slip-resistant neutral grey finish. Deck is linked to the canopy allowing it to lower as the canopy raises. Deck features a concealed hinge eliminating loose hinge-line gap strips.
- **Deck Leveling Truss** - fast deck leveling (optional).
- **Self-contained Hydraulic System** – remote control, hydraulic pump, deep cycle battery, battery charger in enclosed compartment.
- **Electric System** – 125 amp breaker panel, (3) 20 amp breakers, 50ft of 10/3 cable, receptacles at each inside end of stage, and in enclosed electrical compartment.
- **Aluminum Compartments** – (2) curb-side boxes with locking hardware provide component and system security.
- **Stairs** – (1) set of ADA stairs with enclosed tread-plate treads, removable handrails, and adjustable leveling legs.
- **Leveling/Support Jacks** – (4) 25,000 lb capacity corner mounted leveling/support jacks.
- **Fold-Away Tongue** – towing tongue folds to remove an obstacle and reduce stage length.
- **Pintle Tow Coupler** – rugged lunette ring coupler (ball coupler available on request)
- **Rugged Tandem-Axle Suspension** – equalizer system accommodates towing over curbs and uneven ground.
- **Highway Rated Tires** – includes electric brakes on all wheels.
- **DOT Required** – LED signal, marker and license lights, reflectors, 12VDC connector cable.

Model	Deck Length	Canopy Length
MSM <sup>HP</sup> 1624	24ft - 1in	26ft - 3in
MSM <sup>HP</sup> 1628	28ft - 1in	30ft - 3in
MSM <sup>HP</sup> 1632	32ft - 1in	34ft - 3in
MSM <sup>HP</sup> 1636	36ft - 1in	38ft - 3in